












Sheet Metal Take Off

for

14'W x 42.5'L x 12'H 2-Sided Classic Carport - 2-Sided 4.5'OC

| Quantity | Description | Picture |
|----------|-----------------------------|---|
| 12 | 10'0" (120") Roof Panel |  |
| 12 | 9'2" (110") Roof Panel |  |
| 6 | 4'8" (56") Roof Panel |  |
| 32 | 9'2" (110") Eave Side Panel |  |
| 8 | 4'8" (56") Eave Side Panel |  |
| 3 | Butyl Tape, 35ft roll |  |
| 4 | J-Trim 10.5ft |  |

| | | |
|-----|---|--|
| 2 | 1" Painted Panel Screw for ROOF, 250pc bag |  |
| 2 | 1" Painted Panel Screw for WALL, 250pc bag |  |
| | *GABLE END TRIM OPTIONS BELOW* | |
| 125 | OPTION 1: Vinyl Trim, in feet |  |
| 4 | OPTION 2: 2"x2" Angle Trim 10.5ft |  |
| | | |